



**KULTUSMINISTER
KONFERENZ**
*Pädagogischer
Austauschdienst*



Collaboration opportunities with



Eva Müller
Potsdam, 6th May 2022

Agenda

- ▶ eTwinning in the European school education
- ▶ Educational benefits of eTwinning projects
- ▶ Collaboration: Definition and significance
- ▶ Collaboration in eTwinning projects
- ▶ How to start a project

eTwinning

- ▶ For schools and pre-school institutions
- ▶ Safe and free platform for collaboration
- ▶ Professional Development
- ▶ Partner finding
- ▶ Attractive awards



& School Education Gateway

- ▶ For all actors in European school education
- ▶ Resources and current topics in school education
- ▶ Professional Development

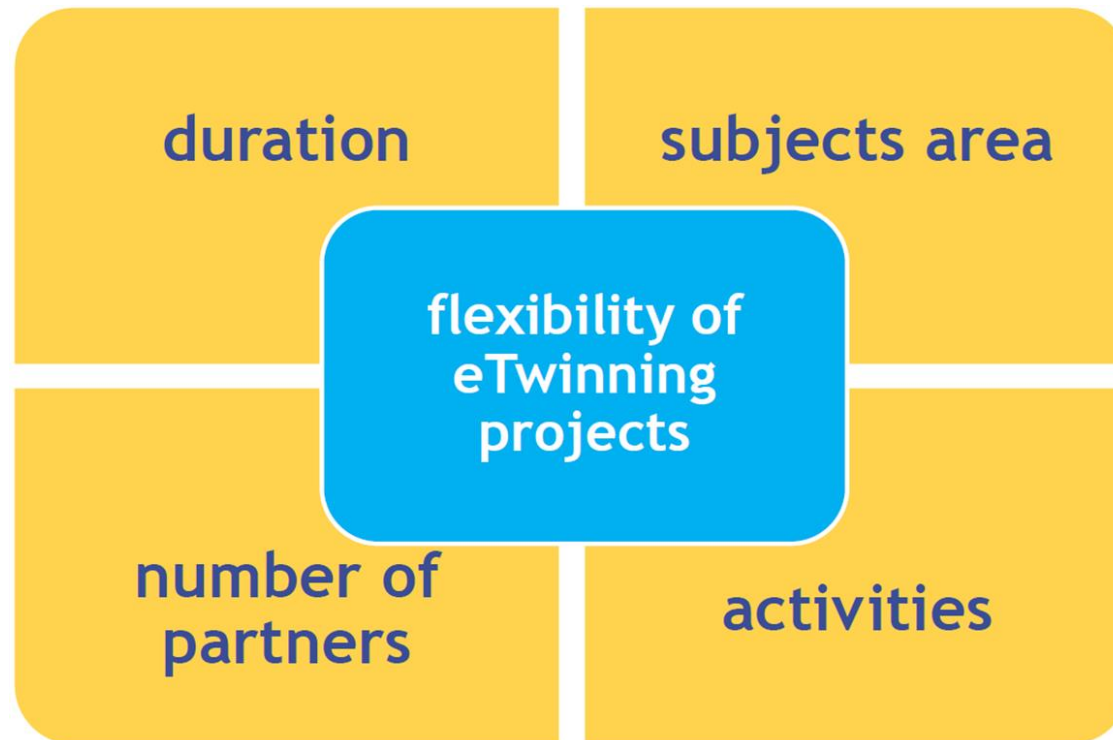
SchoolEducationGateway

Europe's online platform for school education

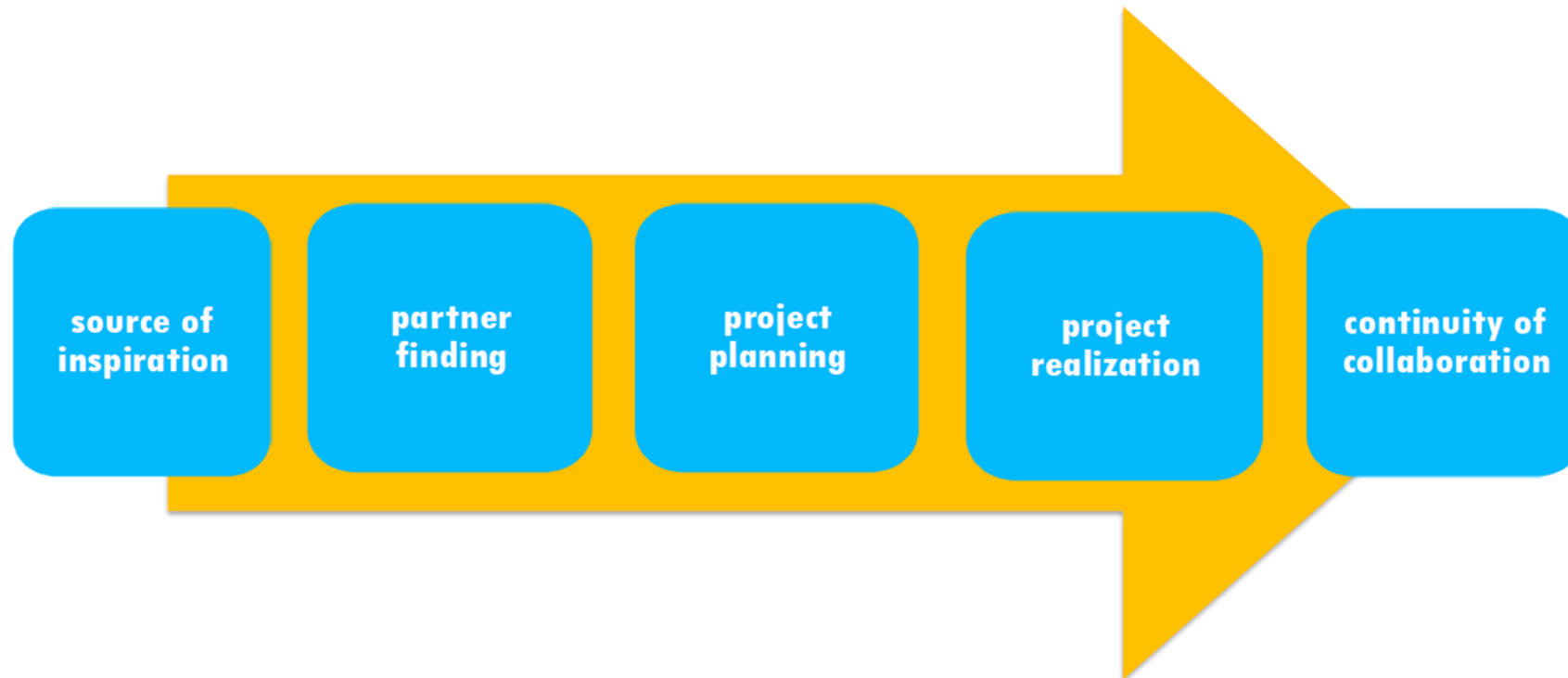
= European School Education Platform

THE platform for all actors in European school education

eTwinning projects



Erasmus+ - eTwinning synergy

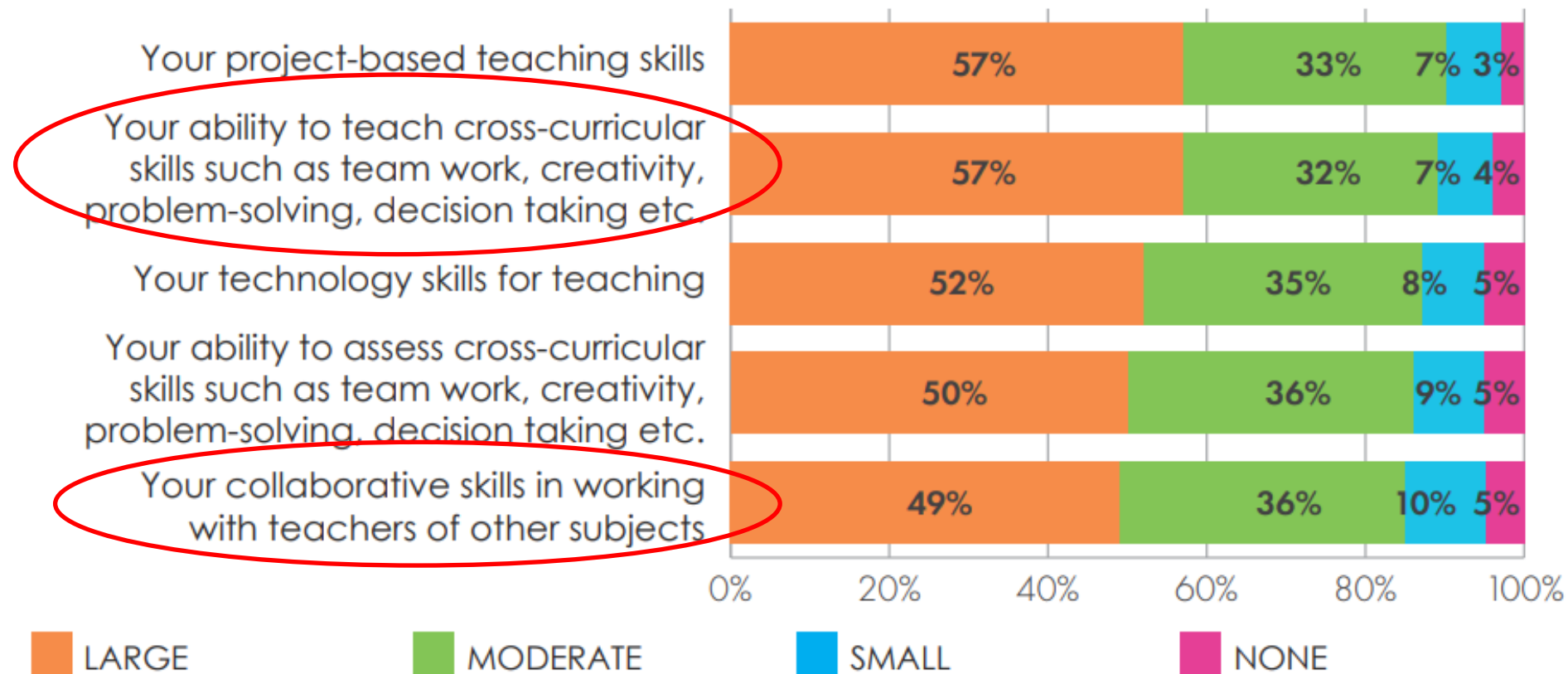


Educational benefits of eTwinning projects

- ▶ Innovative methods of collaboration
- ▶ Meaningful and creative use of media
- ▶ Project based lessons / International project experience
- ▶ Exciting and motivating for students
- ▶ Authentic foreign language learning

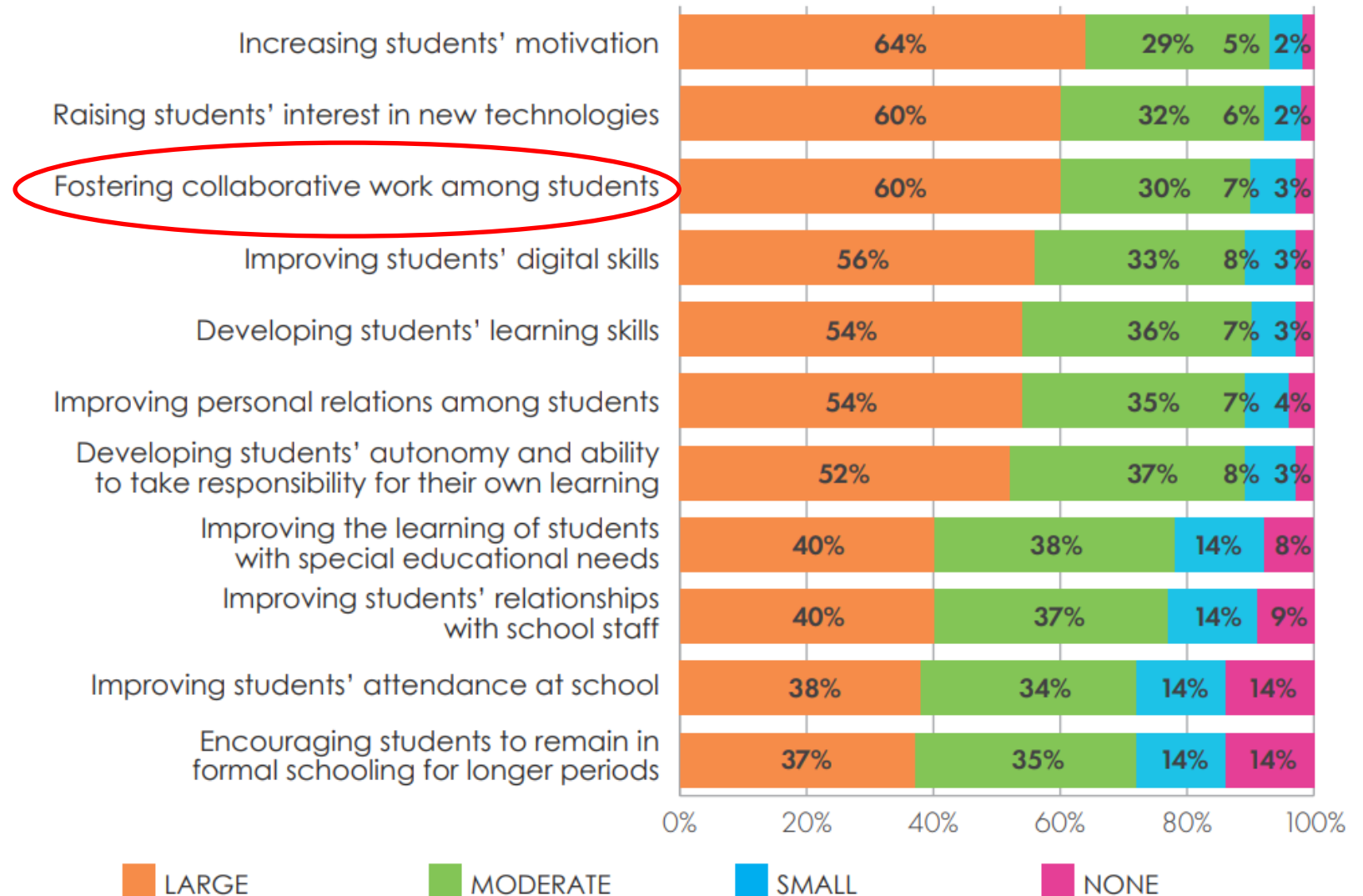
Effects on Teachers' Skills

Figure 2: The top 5 areas where involvement in eTwinning has had the greatest effect



eTwinning and Students' Learning

Figure 7: Perceived effects of involvement in eTwinning on students work and learning practices



European Commission, European Education and Culture Executive Agency, Gilleran, A., *eTwinning in an era of change : impact on teachers' practice, skills, and professional development opportunities, as reported by eTwinners : summary report 2019*, Scimeca, S.(editor), Wastiau, P.(editor), Publications Office, 2020, <https://data.europa.eu/doi/10.2797/773971>

Collaboration

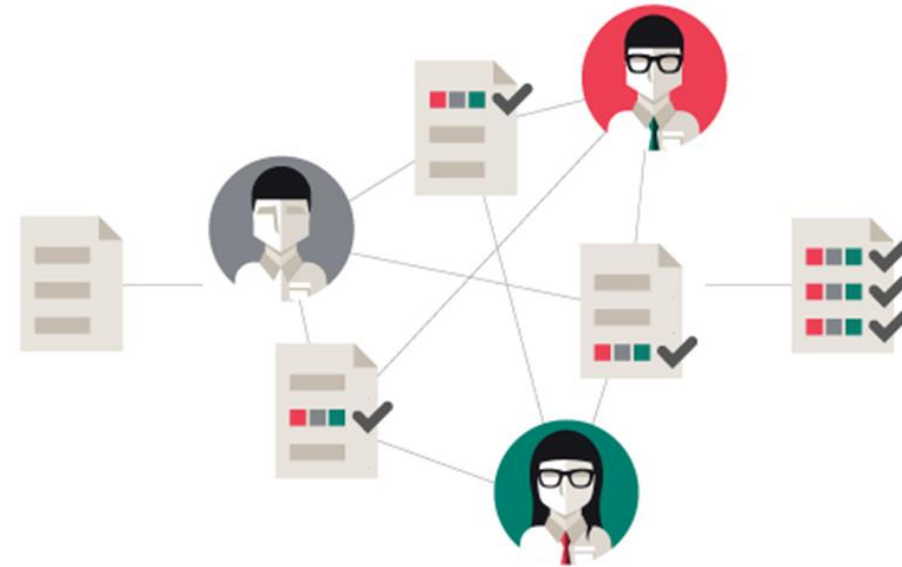
“Collaboration (from Latin com- "with" + laborare "to labor", "to work") is the process of two or more people, entities or organizations working together to complete a task or achieve a goal.” (Marinez-Moyano, I. J. *Exploring the Dynamics of Collaboration in Interorganizational Settings*, Ch. 4, p. 83, in Schuman (Editor). [Creating a Culture of Collaboration](#). Jossey-bass, 2006. [ISBN 0-7879-8116-8](#), quoted from Wikipedia)

Collaborative Learning however is much more than this.

Cooperation



Collaboration



Collaborative Learning

- ▶ Focus on joint work process
- ▶ Problem solving via communication between all team members
- ▶ All team members know and understand the task and have the same level of knowledge
- ▶ Personal responsibility
- ▶ Willingness to discuss, mutual support, ability to compromise
- ▶ Communicate, structure and advocate own ideas

Collaboration as part of the 4 C's

1. Critical Thinking
2. Creativity
3. **Collaboration**
4. Communication

Collaboration in eTwinning

mainly in eTwinning projects between partner classes

TwinSpace = Safe online classroom

- Customized for each project
- Cooperation and exchange with other schools (incl. pupils)
- Default setting of the TwinSpace: limited to the project group



Collaboration opportunities in the TwinSpace

- ▶ Communication – synchronous and asynchronous
 - TwinMail
 - Forum
 - TwinBoard
 - Chat
 - Video conference
 - Personal pinboard for short messages
 - Project blog
 - Teacher bulletin

Collaboration opportunities in the TwinSpace

Collaborative internal tools

- *TwinBoards*
- *Polls*
- *Communication channels*

Collaborative external tools

- Interactive tasks (*LearningApps, Quizlet, etc.*)
- Collaborative writing (*EtherPad, Framapad, Googledocs, etc.*)
- Finding decisions (*Tricider, Dotstorming, Framadate, etc.*)
- Collecting ideas / Feedback (*Wordclouds, etc.*)
- Visualisation (*Mindmaps etc.*)
- Evaluation (*Mentimeter etc.*)
- Creating quizzes, comics, tutorials ...
- [More examples](#)

Tools

In der folgenden Sammlung finden Sie eine Auswahl an Anwendungen, die uns Lehrkräfte als hilfreich empfunden haben und uns in zahlreichen eTwinning-Projekten begegnet sind.

Ihr eTwinning-Team



zur Unterstützung der Zusammenarbeit und Medienproduktion		
Interaktive Aufgaben <ul style="list-style-type: none"> • LearningApps • Jigsawplanet • GoConqr • Quizlet 	Logo & Avatar gestalten <ul style="list-style-type: none"> • LogoFactory • Canva • mybluerobot 	Information präsentieren <ul style="list-style-type: none"> • Prezi • Prätochart • Adobe Spark • Genially • Canva
Kollaborativ schreiben <ul style="list-style-type: none"> • Framapad • ZUMpad • Yopad • Google docs 	Entscheidungen treffen <ul style="list-style-type: none"> • Tricider • Dotstorming • framadate 	Quiz erstellen <ul style="list-style-type: none"> • kahoot! • Quizlet • LearningApps • Quizizz
Audio & Video nutzen <ul style="list-style-type: none"> • moovly • flipgrid • Audacity • vocaroo 	Online konferieren <ul style="list-style-type: none"> • jitsi • ZOOM • Adobe Connect • skype 	Evaluiere <ul style="list-style-type: none"> • Mentimeter • idboardz • oncoo • Testmoz
Medien mixen <ul style="list-style-type: none"> • ChatterPix • Blabberize • Genially 	Ideen visualisieren <ul style="list-style-type: none"> • Padlet • mind42 • coggle • idboardz 	E-Books veröffentlichen <ul style="list-style-type: none"> • Madmagz • flipsnack • storyjumper • Calameo
Ideen sammeln <ul style="list-style-type: none"> • AnswerGarden • flinga • Google docs 	Comics erstellen <ul style="list-style-type: none"> • storyboardhat • ToonyTool • MakeBeliefsComix 	Medien simulieren <ul style="list-style-type: none"> • ifaketextmessage • breakyourroomnews • Frank Me Not • News Generator
Tutorials erstellen <ul style="list-style-type: none"> • mysimpleshow • linytake • screencast-o-matic 	EU & Medien entdecken <ul style="list-style-type: none"> • Europa-Lernocke • Europa im Unterricht • EAB Berlin • theWebWard • klicksafe 	

Collaboration opportunities in the TwinSpace

- ▶ **Organisation**
(material storage, archive, member administration with different roles)
- ▶ **Documentation of collaboration**
(project blog, latest updates, pages)



How to start

1. Create an EU-Login [EU-Login-ACCOUNT](#)
2. Register for eTwinning
3. Find project partners
4. Create an eTwinning project: At the beginning there are always 2 founders
5. Once the project is approved you can start with collaborative activities in your own online classroom „TwinSpace“
6. More partners can join

Create an account

[Help for external users](#)

First name

Last name

E-mail

Confirm e-mail

E-mail language

By checking this box, you acknowledge that you have read and understood the [privacy statement](#)

Thank you for your attention!

Sekretariat der Kultusministerkonferenz (KMK)
Pädagogischer Austauschdienst (PAD)
Nationale Agentur Erasmus+ Schulbildung
Eva MÜLLER
Graurheindorfer Straße 157, D - 53117 Bonn
www.kmk-pad.org

4th to 6th May 2022